



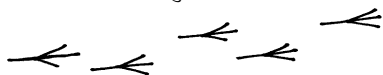
Thank you for choosing our family farm for your outdoor classroom!

Please find in the enclosed package:

1. A booking form, for you to sign and fax to the farm (completes your online reservation)
2. Invoice page, for you to complete and submit to your school administrator if required for cheque preparation (you will receive a receipt upon tour completion)
3. A list of questions frequently asked by teachers
4. A checklist for you to use prior to tour
5. A map to the farm for all teachers, parents and bus drivers

Please issue to all teachers/group leaders attending the tour. Please contact us if you have any further questions, or suggestions to improve your tour.

We look forward to your visit,
Farmer Jenny and the Farm Folks





SCHOOL BOOKING

Program Requested: _____

Date Requested: _____

Time (please circle): In the Morn. or In the Aft.

Arrive/Depart: _____/_____ _____/_____

Number of Classes: 1 2 3 4 Grade: _____

Total Students: _____ (\$6 ea.)

Total Parents: _____

Yes, I have reserved date(s) on online calendar

Teacher Name(s): _____

School Name: _____

School Board: _____

Phone and Fax: _____

Address/Email: _____

Usually available: _____

Signature: _____ Date: _____

Please fax to (905) 263-2934.

You will receive a fax to confirm your visit to the farm.

6325 Enfield Road, Hampton, Ontario L0B 1J0

phone:(905)263-2930 fax:(905)263-2934

booking@knoxpumpkinfarm.com

www.knoxpumpkinfarm.com




School Tour Invoice

Please complete and submit to your school administrator

School Name: _____

Teacher Name(s): _____

Date of Tour: _____



\$6 per child X _____ = \$_____ Total

Please Note

- Total balance is due on day of tour.
- Payment may be in cash or cheque payable to:
Knox Innovations Inc.
- There is no charge for teachers and parents. We recommend you provide at least one adult for every 8 children.
- Parent volunteers who bring siblings over 1 year old must pay for that additional child.



QUESTIONS & ANSWERS

What if it is raining? Tours take place in any weather. For farm visits, wear appropriate clothing, as tours take place rain or shine (rubber boots are a good idea!). Farm buildings will be used for shelter in the case of inclement weather. Remember raincoats and sunscreen!


What about snack time? Snacks may be taken on the bus ride home from the farm. In special circumstances (daycare) they may be taken at the farm during storytime, however program time will be decreased as a result. Please request snack time in advance.

What about washroom facilities? There are two portable toilets at the farm. Please have your classes use the school washroom facilities before they board the bus, as once one child has to use the farm facilities, many follow and much time and program content is lost.

What if we are late leaving the school? Please contact the farm and leave a message for notification (only required if you will be more than 30 minutes late) at 905-263-2930.



What about parent volunteers? Please ensure that you have an appropriate number of parent volunteers for your school board or policy. We encourage at least a 1:8 ratio. While there is no charge for volunteers, please note that too many in your group may decrease program quality due to size.



How can teachers help the class to be prepared for the program?

- Discuss farm life with your class, talk about how farmers help get food onto tables every day. Many children only know farmers from storybooks!
- **Please ensure that your group is wearing nametags**, as it helps the farmer build rapport with your group.
- **Plastic bags with 'names'** are useful for carrying pumpkins.
- October can be very cold and also wet, so please ensure **children are dressed adequately** before they leave school (snowsuits on some days, mittens and hats, rubber boots).



TRIP CHECKLIST FOR TEACHERS

Before leaving school, check that:

- All children are dressed adequately for the weather
- All *teachers* are dressed adequately for the weather!
- Each child has a plastic bag with their name on it
- Each child has a nametag visible to farm teachers
- Teachers have nametags so they can easily be distinguished from parent volunteers
- Any children with allergies have medication and parents are aware they are visiting a farm environment
- 'Map to the Patch' is ready to give to bus driver and/or parents
- Class has washroom break before boarding the bus
- Wipes/paper towels are brought to clean hands before leaving farm
- Payment is ready - may be in cash or cheque made payable to:
Knox Innovations Inc.
- Parent volunteers are attending, we recommend a min. 1:8 ratio
- Don't forget to bring a camera with lots of film to record your little farmers' big day at the farm!
- _____
- _____
- _____
- _____

6325 Enfield Road, Hampton, Ontario L0B 1J0

phone:(905)263-2930 fax:(905)263-2934

booking@knoxpumpkinfarm.com

www.knoxpumpkinfarm.com

MAP TO THE PATCH

Knox's Pumpkin Farm is located just north of Taunton Road and Mitchell's Corners, north of Courtice.

From Southern Areas:

Travel on 401 hwy
Exit 425-Courtice Road
Follow Courtice road north
Turn left onto Taunton Rd
Turn right onto Enfield Rd
Pass Conlin Rd (Conc.6)
First farm on the right.
#6325, white mailbox on blue post

From Northwest(east):

Travel on Taunton Road
Arrive at Mitchell's Corners
Turn left (right) onto Enfield Rd
Pass Conlin Rd (Conc.6)
First farm on the right.
#6325, white mailbox on blue post

Farm Phone: (905) 263-2930

